Installation de la cuvette

instructions

1 Posez le tuyau d'évacuation et le tuyau d'alimentation en eau comme indiqué.



2 Installez le réservoir et le siège des toilettes.

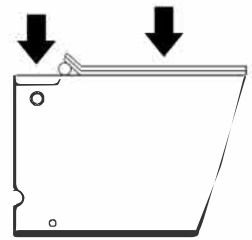

3 Marquez la ligne, et les trous.

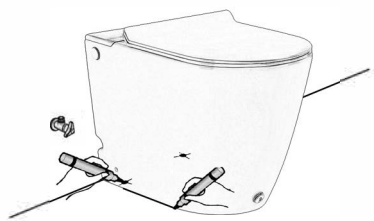

4 Poser du silicone blanc a l'intérieur des repéres

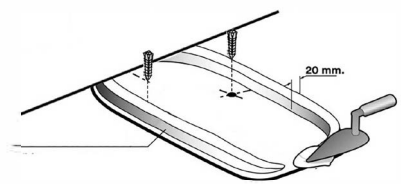

5 Fixez les toilettes et serrez les vis de fixation.


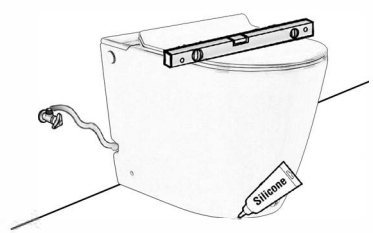
6 Vérifiez l'ensemble de l'installation et scellez la base.